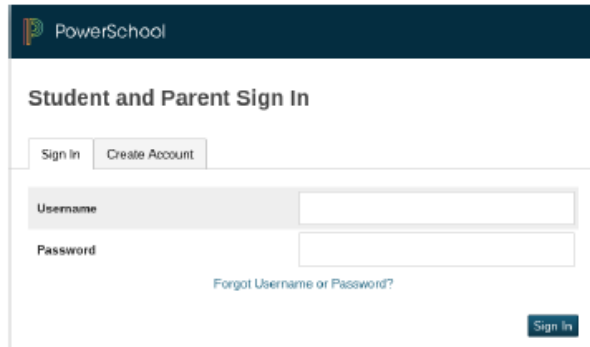
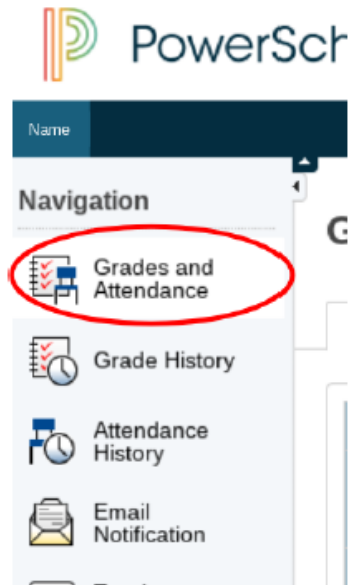


Viewing Student Grades and Learning Outcomes in PowerTeacher Pro Parent Support Document

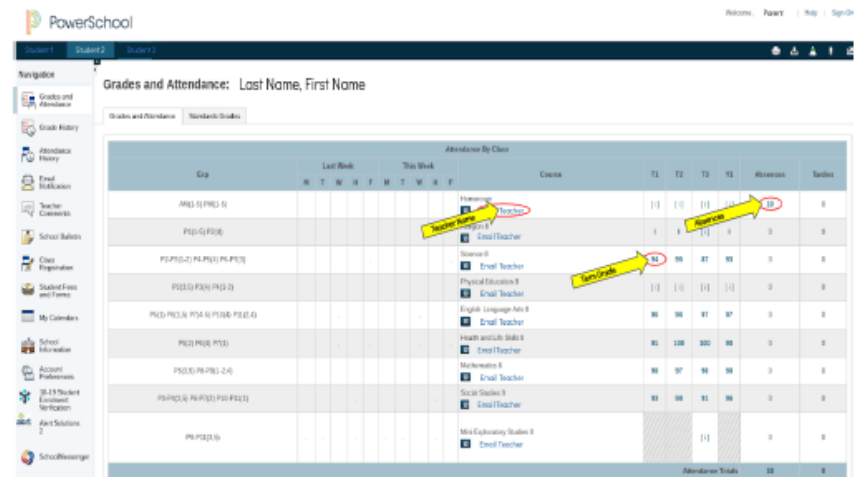
1. Sign in to PowerSchool Parent Portal at <https://powerschool.blackgold.ca/public/home.html>



2. Select Grades and Attendance



3. The student's grades and attendance view will display. Blue text indicates an interactive feature. If you click the teacher's name, you will be able to email the teacher.
4. **Students in Grades 1-3** will not have a percentage grade. Click the blue [i] in each term column (e.g. S1 or S2) to view assessments and grades assigned.
5. **Students in Grades 4-9** will have a combination of letter grades and percentage grades. Click the blue [i] or the percentage grade to view assessments and grades assigned.
6. **Students in grades 10-12** will have percentage grades. Click the percentage grade to view assessments and grades assigned.



7. If you click the number in the absence column, you will see a description of the absences, with a legend.

Dates of all absences for Science 6 Exp. P1(2,4-5) P5(3) P6-P7(1) (SCN61400.1) for 18-19:

1. P1(4) - 09/20/2018 - M
2. P1(2) - 10/09/2018 - M
3. P1(4) - 10/11/2018 - A
4. P1(5) - 10/12/2018 - M
5. P1(2) - 10/23/2018 - M