

## 2019-20 Staff Planning and Development Days

School: **WARBURG SCHOOL**

### Combined PD Days

#### December 6 (Professional Staff)

Sessions will be posted by mid November.

#### March 20 (Professional Staff)

Sessions will be posted by early March

#### April 24 (Professional Staff)

Sessions will be posted by early April

### ATA PD Days

November 13 ATA PD Day - Dedicated to individual teacher self-directed professional development.

January 31 ATA PD Day - Dedicated to individual teacher self-directed professional development.


### September 20<sup>th</sup> - School based PD Day (pm only)

School: **WARBURG SCHOOL**

PD Goal:

Using Electronic means to ensure every child is successful.

- Google Read/Write
- Drive File Stream
- Saving photos onto handheld electronic devices to share with others
- Applying for and getting reimbursement for PD activities



What data are you using to focus on this goal?

Observational. Many staff do understand the process to save data on their phones and share via the google drive.  
Staff are unfamiliar with the online approach to getting approval for PD as we are launching this pilot this year.

PD Activit(y)ies:


Overview and review of Drive File Stream procedures,  
Saving photos on google drive  
Using the online system to seek approval for Professional Development activities.,

Division Alignment:

- Assessment
- FMNI
- Low Incidence
- Numeracy, Math, Literacy, Reading and Writing
- Parental communication / engagement
- Safe and caring environment
- Social/Emotional Development
- Student achievement
- Teacher efficacy
- Wellness

Success Indicators:

Teachers will be able to upload photos on their phones to a google environment where it can be shared with others. Staff will be able to understand the new, electronic process to seek approval for PD activities and receive reimbursement if required.



## ***October 21st School based PD Day (Professional and Support Staff)***

**School: Warburg School**

PD Goal:

Gain a solid understanding of where we are and where we want to be with regards to the Leader in Me program.

Successfully modify plans and procedures to accommodate an emergency Student Release Protocol using the Hour Zero process.

Introduce staff to the adaptations checklist and the ISP template C.

What data are you using to focus on this goal?

Recent coaching day with LIM coach identified needs of our school

Staff feedback on modifications to current student release protocol.

Adaptations checklist is new to staff.

PD Activit(y)ies:

LSTs Mrs. White and Mr. Dykstra will take us through the new checklist that will identify needs for adaptations for all students that require it and the template C of the ISPs.


Mrs. S. and Mr. Dykstra will lead the staff in a refresher of LIM goals and current status. Staff will work together to create a plan for successful implementation of new or renewed LIM strategies.

Staff will ensure their Hour Zero modules are up to date and we will look to create a mock student release activity with all staff.

Division Alignment:

- Assessment
- FMNI
- Low Incidence
- Numeracy, Math, Literacy, Reading and Writing
- Parental communication / engagement
- Safe and caring environment
- Social/Emotional Development
- Student achievement
- Teacher efficacy
- Wellness

Success Indicators:



We will be successful in using the adaptation checklist for our students. Teachers will understand and be able to implement the template C ISPs.  
We will have a plan developed to run a mock situation using the student release protocol.  
We will have a renewed focus for LIM.

***May 15<sup>th</sup> School Based PD Day (Professional Staff)***

**School:**


PD Goal:

What data are you using to focus on this goal?

PD Activit(y)ies:

Division Alignment:

- Assessment
- FMNI
- Low Incidence
- Numeracy, Math, Literacy, Reading and Writing
- Parental communication / engagement
- Safe and caring environment
- Social/Emotional Development
- Student achievement
- Teacher efficacy



Wellness

Success Indicators:

--